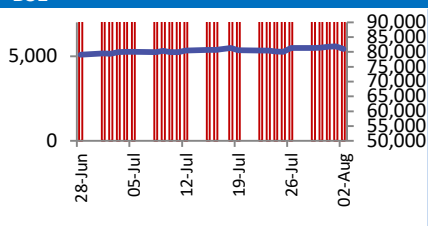
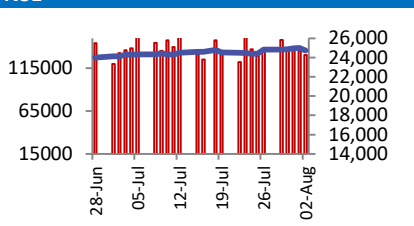


BSE		NSE																													
	<table border="1"> <tr><td>Open</td><td>81159</td></tr> <tr><td>High</td><td>81346</td></tr> <tr><td>Low</td><td>80869</td></tr> <tr><td>Close</td><td>80982</td></tr> <tr><td>Change</td><td>-886</td></tr> <tr><td>Volume (Lacs)</td><td>10552</td></tr> <tr><td>Turnover (Rs.inCr)</td><td>10863</td></tr> </table>	Open	81159	High	81346	Low	80869	Close	80982	Change	-886	Volume (Lacs)	10552	Turnover (Rs.inCr)	10863		<table border="1"> <tr><td>Open</td><td>24789</td></tr> <tr><td>High</td><td>24852</td></tr> <tr><td>Low</td><td>24687</td></tr> <tr><td>Close</td><td>24718</td></tr> <tr><td>Change</td><td>-293</td></tr> <tr><td>Volume(Lacs)</td><td>52422</td></tr> <tr><td>Turnover(Rs.in Cr)</td><td>130459</td></tr> </table>	Open	24789	High	24852	Low	24687	Close	24718	Change	-293	Volume(Lacs)	52422	Turnover(Rs.in Cr)	130459
Open	81159																														
High	81346																														
Low	80869																														
Close	80982																														
Change	-886																														
Volume (Lacs)	10552																														
Turnover (Rs.inCr)	10863																														
Open	24789																														
High	24852																														
Low	24687																														
Close	24718																														
Change	-293																														
Volume(Lacs)	52422																														
Turnover(Rs.in Cr)	130459																														

World Markets	Current	Previous	Pt. Chg	Var(%)
Dow	39737	40348	(611)	-1.5%
Dow Futures	39625	39879	(254)	-0.6%
Nasdaq	16776	17194	(418)	-2.4%
FTSE	8175	8283	(109)	-1.3%
Nikkei	34248	35910	(1662)	-4.6%
Hang Seng	16843	16946	(102)	-0.6%
Gift Nifty	24346	24628	(282)	-1.1%
Straits Singapore	3286	3381	(95)	-2.8%
South Korea	2529	2676	(147)	-5.5%
Taiwan	20247	21638	(1391)	-6.4%
Shanghai	2901	2905	(5)	-0.2%

Commodity Prices	Current	Previous	Pt. Chg	Var(%)
Copper (\$/MT)	9056	9053	3.0	0.0%
Alumin (\$/MT)	2264	2296	(32.5)	-1.4%
Zinc (\$/MT)	2653	2707	(54.0)	-2.0%
Brent Crude (\$/bbl)	77.3	76.8	0.5	0.6%
Gold (\$/Ounce)	2447	2443	3.8	0.2%
Silver (\$/Ounce)	28.6	28.6	(0.0)	0.0%
Light Crude (\$/bbl)	74.0	73.5	0.4	0.6%
N G (\$/mmbtu)	1.9	2.0	(0.0)	-2.1%
Sugar (\$/MT)	515.8	523.5	(7.7)	-1.5%
Rubber (Rs./kg)	235.0	230.0	5.0	2.2%
Baltic Dry Index	1675	1668	7.0	0.4%

Currency Exchange Rate	Current	Previous	Var(%)
Rs./\$ rate	83.75	83.73	0.03%
Rs./ Euro	90.62	90.24	0.42%
Rs./Chinese Yuan	11.72	11.68	0.36%
Yen /\$ rate	145.03	146.53	-1.02%
\$ US/Euro	1.09	1.09	0.11%

Dollar Index	Current	Previous	Var(%)
Dollar Index	105.26	105.28	-0.02%

Support/ Resistance Levels for Today		
	Nifty	Bank Nifty Fut
Support 1	24400	51000
Support 2	24300	50840
Resistance	24750	52000

Securities in Ban For Trade	
BSOFT	GNFC
INDIACEM	GRANULES
INDIAMART	RBLBANK
ABCAPITAL	CHAMBLFERT

Market Review

US: US stocks ended lower on Friday after weak employment data stoked recession fears among market participants.

Asia: Japan's benchmark indices extended decline on Monday amid bets on more rate hikes by the Bank of Japan going forward, strengthening the yen and bonds in the country.

India: India's benchmark equity indices reversed five consecutive sessions of gains to close lower on Friday. The indices also snapped a weekly gaining streak of eight weeks to end at their lowest closing since July 25. The NSE Nifty 50 closed 293.20 points or 1.17% down at 24,717.70 and the S&P BSE Sensex was 885.60 points or 1.08% lower at 80,981. **Market is expected to open gap down note and likely to witness selling pressure during the day.**

Global Economy: At least two of the Bank of Japan's nine board members called for an early interest rate increase at a policy meeting in June, minutes showed on Monday, underlining the central bank's hawkish tilt that provides scope for further hikes ahead. "Members agreed that the yen's recent falls were among factors that push up inflation, and must warrant close attention in guiding monetary policy," the minutes showed. The discussions underscore how yen moves and concerns over an inflation overshoot were key factors discussed at the BOJ's June meeting, and led to its decision in July to raise interest rates to levels unseen in 15 years.

China's services sector grew slightly more than expected in July, private purchasing managers index data showed on Monday, indicating that some facets of the economy remained strong despite a slowdown in manufacturing. The Caixin Services PMI grew to 52.1 in July from 51.2 in June, beating expectations of 51.4. A reading above 50 indicates expansion, with the reading now growing for a 19th consecutive month. Strength in the services sector was driven chiefly by steady onshore and offshore demand, while a resurgence in tourism also aided the sector.

Commodities: Gold prices eased on Monday amid profit-taking, but recession worries and rising expectations of U.S. interest rate cuts limited further downside.

Oil prices hovered at eight-month lows on Monday as fears of a recession in the United States, the world's top oil consumer, offset concerns that escalating tensions in the Middle East may affect supplies from the largest producing region.

Currency: The yen surged to mid-January highs against the US dollar in Asian markets on August 5, as last week's weak US labour data stoked recession worries and continued to weigh on trades.

FII Derivative Transactions (Rs. Cr)

Contracts	Purchase		Sell		Net	Open Interest (OI)		OI (Previous day)		Change	
	Contract	Value	Contract	Value		Contract	Value	Contract	Value	Contract	Value
Index Future	60881	4092	82051	5487	(1395)	527015	34574	508719	33598	18296	976
Index Option	17549456	1180186	17023772	1147316	32870	5657261	374617	3780233	257090	1877028	117527
Stock Future	405763	32167	511402	40273	(8106)	4120589	320054	4091640	322615	28949	(2561)
Stock Option	622140	50534	641990	52106	(1572)	527330	41799	471710	37970	55620	3829
Total	18638240	1266979	18259215	1245182	21797	10832195	771044	8852302	651273	1979893	119771

FII All Activity-BBG (Rs Cr)	Buy	Sell	Net
26-Jul-24	20646	16377	4269
29-Jul-24	17595	20321	(2726)
30-Jul-24	14863	17729	(2866)
31-Jul-24	21330	24184	(2854)
1-Aug-24	18751	16925	1826
Month to date- Aug	18751	16925	1826
FII (Prov.) (Rs Cr)	Buy	Sell	Net
29-Jul-24	17372	19846	(2475)
30-Jul-24	14452	20051	(5599)
31-Jul-24	20049	23511	(3462)
1-Aug-24	17860	15771	2089
2-Aug-24	14185	17495	(3310)
Month to date-Aug	32045	33266	(1221)
DII (Prov.) (Rs. Cr)	Buy	Sell	Net
29-Jul-24	18993	13328	5666
30-Jul-24	18719	13154	5565
31-Jul-24	16593	13226	3367
1-Aug-24	13956	14293	(337)
2-Aug-24	16580	13614	2966
Month to date-Aug	30536	27907	2629
FII Debt - BBG (Rs. Cr)	Buy	Sell	Net
26-Jul-24	1668	2327	(659)
29-Jul-24	3816	1425	2390
30-Jul-24	2982	1573	1409
31-Jul-24	6437	4730	1708
1-Aug-24	2583	649	1933
Month to date- Aug	2583	649	1933

Market Breadth	BSE		NSE	
	No.	%	No.	%
Advance	1705	42%	973	36%
Decline	2212	55%	1685	62%
Unchanged	116	3%	59	2%

Market Turnover	02-Aug	01-Aug	Var (%)
BSE Cash	10863	9430	15%
NSE Cash	130459	135582	-4%
NSE Futures	180142	174620	3%
NSE Options	12920305	42996357	-70%
Total (Rs.Cr)	13241769	43315989	-69%

Volatility Index	02-Aug	01-Aug
Volatility Index	14.32	12.93

Index PE - TTM	02-Aug	Yr. High	Yr. Low
Sensex	23.9	26.0	21.8
Nifty	23.1	28.8	20.3

Corporate News

Cabinet Approves Rs 5,792-Crore Investment In SJVN's Nepal Hydro Project

The Cabinet Committee on Economic Affairs, headed by Prime Minister Narendra Modi, has approved an investment of Rs 5,792 crore in a hydropower project in Nepal, which is being developed by SJVN Ltd. (BQ)

Samvardhana Motherson To Acquire Sojitz Corp's 34% Stake In JV For Rs 237 Crore

Samvardhana Motherson International Ltd.'s board of directors approved the acquisition by Samvardhana Motherson Innovative Solutions Ltd. of Sojitz Corp.'s 34% stake in Motherson Auto Solutions Ltd. in a board meeting on Friday, according to a BSE filing. (BQ)

Classic Legends forms JV with Tube Investments of India Limited

Classic Legends Pvt Ltd, Mahindra & Mahindra's premium bike arm, has entered into a joint venture agreement with Tube Investments of India Ltd (TIIL) to use BSA marks in India. TIIL is a part of the Murugappa Group of companies and manufactures bicycles, components, transmission and engine parts for four-wheelers and two-wheelers, automotive and industrial chains, precision steel tubes and fitness equipment. (THBL)

Economy

India is a food surplus country; we are working on solutions for global food security: PM Modi

Prime Minister Narendra Modi on Saturday said India has become a food surplus country and is also working to provide solutions for global food and nutritional security. The Prime Minister said agriculture is at the centre of India's economic policies, and the Union Budget 2024-25 has given a big push to sustainable and climate-resilient farming and developing a complete ecosystem to support Indian farmers. (ET)

In preparation for GST rate rationalisation, product categories' fine-tuning begins

Ahead of the goods and services tax rate rationalisation exercise, the Central Board of Indirect Taxes and Customs has initiated a process of overhauling the existing product classification under the indirect taxes regime to further simplify it and remove ambiguity. (ET)

International

CrowdStrike says it should not be blamed for Delta Airlines' cyber outage

CrowdStrike said on Sunday in a response to Delta Airlines that the cybersecurity firm should not be blamed for the carrier's flight disruptions following the July 19 global outage that crashed more than 8 million computers. (Inv)

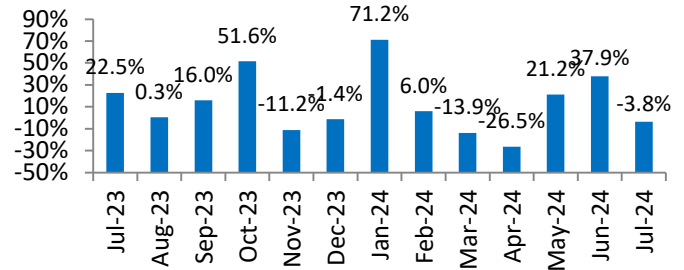
Top 5 Nifty Gainers	02-Aug	01-Aug	Var(%)
DIVISLAB	4991	4918	1.5%
HDFCBANK	1659	1639	1.2%
DRREDDY	6964	6888	1.1%
SUNPHARMA	1732	1715	1.0%
KOTAKBANK	1803	1793	0.6%
Top 5 Nifty Losers	02-Aug	01-Aug	Var(%)
EICHERMOT	4727	4969	-4.9%
MARUTI	12726	13359	-4.7%
TATAMOTORS	1097	1144	-4.2%
HINDALCO	648	674	-3.8%
JSWSTEEL	900	935	-3.7%

BSE Index Watch	Last	1 day	1 wk	1 mth	1 yr
SENSEX	80982	-1.1%	-0.4%	1.2%	23.2%
MIDCAP	47675	-1.2%	-0.1%	0.5%	58.1%
SMLCAP	54629	-0.6%	0.6%	0.9%	55.8%
AUTO	57942	-3.0%	-2.2%	0.2%	65.1%
BANKEX	58487	-0.6%	-0.3%	-3.1%	16.0%
Capital Goods	73478	-1.7%	0.1%	-2.2%	70.6%
FMCG	22382	-0.6%	-1.4%	7.0%	19.2%
Health Care	40807	0.4%	1.6%	6.7%	46.5%
IT	40631	-2.1%	-2.9%	5.6%	32.0%
METAL	31900	-3.0%	-1.1%	-5.5%	47.3%
Oil & Gas	32311	-1.4%	1.4%	7.2%	70.9%
Power	8470	-0.5%	4.1%	4.6%	99.3%
Realty	8098	-3.6%	-3.7%	-7.3%	87.7%

NSE USD Futures	02-Aug	01-Aug	Var (%)
August Expiry (Rs./\$)	84.60	82.89	2.1%
Sept Expiry (Rs./\$)	84.59	83.59	1.2%
Total Turnover (Rs. Crore)	3473	2946	18%

Sectors	TTM PE
Auto	33.04
Auto Ancillary	52.88
Banking	15
Engineering	44.31
Cement	78.72
Diamonds & Jewellery	53.64
Housing Finance	24.99
Infrastructure & Const	34.38
Metals-Aluminium	41.8
Metal – Steel	19.43
Oil Expl.	16.48
Pharma	12.14
Power – Gen. Supp.	45.41
Information Tech.	29.29
Sugar	21.59
Telecom Serv. Prov.	86.82
Tyres	29.29

SML Isuzu Monthly Volume Growth (YoY)
(Source: company data)



10 year G-Sec Yield	Current	Previous	Change
US	3.78%	3.79%	(1) bps
Japan	0.84%	0.95%	(11) bps
India	6.89%	6.92%	(2) bps
UK	3.83%	3.88%	(5) bps
Libor 3 Mths	5.49%	5.50%	(1) bps

Indian Eco Data	Current	Previous	Var(%)
Forex Reserve (US\$ in bn)	654	652	0.3%
Inflation - WPI	3.36%	2.61%	75 bps
Inflation - CPI	5.08%	4.80%	28 bps

India GDP	Q4FY24	Q3FY24	Var(%)
Growth	7.76%	8.57%	(81) bps

Monetary Policy	Current	Previous	Change
Repo Rate	6.50%	6.50%	0 bps
Reverse Repo Rate	3.35%	3.35%	0 bps
CRR	4.50%	4.50%	0 bps
O/S Banking System Liquidity (Rs bn)	2365	1792	573.1

IIP Growth %	Jan-24	Jan-23	Apr-Feb
IIP	5.9	5.7	6.2
Mining	5.9	9.0	8.5
Manufacturing	3.2	4.5	5.7
Electricity	5.6	12.7	7.0

ADR Price Movement

Company	Price (US\$)	Volume	Previous Day Price	Volume	Variance (%)	No. of Share Per ADR	ADR Price (Rs.)	BSE Price	Variance (%)
Infosys Tech	21.77	10940913	22.30	10759621	-2.38%	1	1823.24	1821.20	0.1%
Wipro	5.92	1444671	6.10	1363211	-2.95%	1	495.80	502.15	-1.3%
Dr.Reddy's	83.20	232580	82.53	210218	0.81%	1	6968.00	6964.15	0.1%
ICICI Bank	28.11	5252383	28.79	5492244	-2.36%	2	1177.11	1196.55	-1.6%
HDFC Bank	60.00	6479249	60.51	3194612	-0.84%	3	1675.00	1659.15	1.0%

GDR's (US\$)

	Prices	Prev. Close	Change	Var %
L&T	43.50	45.00	(1.5)	-3.3%
RIL	70.90	72.30	(1.4)	-1.9%
SBI	99.80	102.40	(2.6)	-2.5%

US Economy Data	Current	Previous
Inflation (%) (YoY)	3.00%	3.30%
Unemployment (%)	4.30%	4.10%

Interest Rate (%)	Current	Previous
Fed Rate	5.50%	5.50%

US GDP	Q1CY24	Q4CY23
Growth (QoQ Annualized)	2.80%	1.40%

China Economy Data	Current	Previous
GDP	4.70%	5.30%
Inflation – CPI (%)	0.20%	0.30%

Economic Calendar

	Date
Indian GDP Data	30 Aug
Indian Inflation Data CPI	12 Aug
Indian Inflation Data WPI	14 Aug
Indian Monetary Policy	08 Aug
India's Industrial Production (IIP)	12 Aug
US Inflation Data	14 Aug
US GDP	30 Aug
US Unemployment Data	16 Sep
US Fed Rate	18 Sep
China GDP	18 Oct
China Inflation Data	9 Aug

Event Update

Name	Date	Purpose
Aayush Wellness Ltd.	05-08-2024	Stock Split from Rs.10/- to Re.1/-
Alembic Ltd.	05-08-2024	Rs.2.40 per share(120%)Final Dividend
Andhra Paper Ltd.	05-08-2024	Rs.10.00 per share(100%)Final Dividend
Gandhi Special Tubes Ltd.	05-08-2024	Rs.13.00 per share(260%)Final Dividend
Greenply Industries Ltd.	05-08-2024	Rs.0.50 per share(50%)Final Dividend
Welspun Living Ltd.	05-08-2024	Buy Back of Shares
Fermenta Biotech Ltd.	06-08-2024	Rs.1.25 per share(25%)Final Dividend
LT Foods Ltd.	06-08-2024	Rs.0.50 per share(50%)Second Interim Dividend
TD Power Systems Ltd.	06-08-2024	Rs.0.60 per share(30%)Final Dividend
Usha Martin Ltd.	06-08-2024	Rs.2.75 per share(275%)Final Dividend
360 One Wam Ltd.	07-08-2024	Rs.2.50 per share(250%)Second Interim Dividend
Bharti Airtel Ltd.	07-08-2024	Rs.8.00 per share(160%)Dividend
Bharti Airtel Ltd. - (Partly Paid up Equity Shares (Rights Issue))	07-08-2024	Rs.2.00 per share(160%)Dividend
Castrol India Ltd.	07-08-2024	Rs.3.50 per share(70%)Interim Dividend
Eicher Motors Ltd.	07-08-2024	Rs.51.00 per share(5100%)Final Dividend
ESAF Small Finance Bank Ltd.	07-08-2024	Rs.0.70 per share(7%)Final Dividend
Infibeam Avenues Ltd.	07-08-2024	Rs.0.05 per share(5%)Final Dividend
NTPC Ltd.	07-08-2024	Rs.3.25 per share(32.5%)Final Dividend
Nuvama Wealth Management Ltd.	07-08-2024	Rs.81.50 per share(815%)Interim Dividend
Upsurge Investment & Finance Ltd.	07-08-2024	E.G.M. (Cancelled)
Ecoplast Ltd.	08-08-2024	Rs.3.00 per share(30%)Final Dividend
Rajoo Engineers Ltd.	08-08-2024	Bonus issue
Sealmatic India Ltd.	08-08-2024	Rs.1.10 per share(11%)Final Dividend

Bulk Deal As On 02/08/24

BSE					
Security Code	Security Name	Client Name	Deal	Quantity	Price
543377	ADISHAKTI	RAHULDEEP KHYALIYA	S	30000	11.94
538351	AFEL	SEIFER RICHARD MASCARENHAS	S	345286	16.57
538351	AFEL	SEIFER RICHARD MASCARENHAS	B	44746	16.56
539300	AKSPINTEX	MANISH GOEL	S	27443	201.49
539300	AKSPINTEX	MANISH GOEL	B	2500	199.95
539099	ATHCON	PRAKASH JALAN HUF	B	50000	8.96
508664	BESTEAST	GCM SECURITIES LTD	B	100047	18
508664	BESTEAST	SHIV PARVATI LEASING PRIVATE LIMITED	S	100000	18
538817	CAPPIPES	CAPTAIN POLYPLAST LIMITED	S	944563	17.57
523232	CONTPTR	KAILASHBEN ASHOKKUMAR PATEL	S	55033	91.85
544220	CTLLAB	RAHUL R MAHAJAN .	B	22800	114.72
544220	CTLLAB	VIRTUOUS CAPITAL LIMITED	S	12000	114.72
543521	FONE4	ANSARI NAMRA FIRDAUS AAMIR ANJUM	B	100000	4.33
540190	FRANKLININD	VANDANATIWARI	S	809350	3.59
540190	FRANKLININD	VANDANATIWARI	B	14000	3.47
530343	GENUSPOWER	ANAND TODI	S	1900000	346.52
530343	GENUSPOWER	BANWARI LAL TODI	S	4000000	346.5
530343	GENUSPOWER	NOMURA INDIA INVESTMENT FUND MOTHER FUND	B	5970313	346.5
530343	GENUSPOWER	SEEMA TODI	S	2600000	347.07
543538	GOEL	EMERALD INDUSTRIES PRIVATE LIMITED	S	48000	54.25
543538	GOEL	JNB SIDHU FINANCE PRIVATE LIMITED	S	28000	54.25
513337	GUJTLRM	MULTIPLIER SHARE & STOCK ADVISORS PRIVATE LIMITED	S	1778713	12.16
513337	GUJTLRM	SUNRISE GILTS AND SECURITIES PVT LTD	S	706055	12.16
523277	GVFILM	ISHARI KADHIRVELAN GANESH	S	25000000	0.91
539449	IGCIL	IRFAN FAKHRI KARIMI	S	61605	36.86
539449	IGCIL	TASHA ZAFAR	B	19000	36.17
536709	INDRENEW	AMINUBWANI	S	126666	14.35
541983	INNOVATIVE	JEWEL CHITRANJAN GAMADIA	S	60000	24.5
531395	PADAMCO	BLUE COAST HOTELS LTD	S	42098	52.72
531395	PADAMCO	PARVEEN JAIN	B	30000	51.89
531395	PADAMCO	REKHA GUPTA .	S	100000	50.51
531395	PADAMCO	SANDEEP JAIN	B	52387	53.77
531395	PADAMCO	SNEH HIRJI GADA	B	62000	52.59
531395	PADAMCO	SPECIFIC COMMODITIES PRIVATE LIMITED	S	23983	53.94
531395	PADAMCO	SPECIFIC COMMODITIES PRIVATE LIMITED	B	22744	50.97
536659	PVVINFRA	MONIKA SEKHRI	B	188450	15.92
543256	RFLL	DINESH YASHWANT GANGURDE	B	218140	18.27
543256	RFLL	KIRAN MITTAL	S	213000	18.28
542753	SEACOAST	TOPGAIN FINANCE PRIVATE LIMITED	B	5100000	5.84
543515	SEML	LEJAS HEMANTRAI DESAI	S	250500	46.51
543515	SEML	MITALIBEN LEJAS DESAI	S	249000	46.5
543515	SEML	TRIPURARI DEALTRADE PRIVATE LIMITED	B	484500	46.5
539217	SRESTHA	ABHAYKUMAR HASMUKHLAL SHAH	S	5000000	2.26
539217	SRESTHA	MAA VAISHNO VENTURE	B	5700000	2.26
539217	SRESTHA	PINKESH MAFATLAL SHAH (HUF)	S	6797351	2.25
539217	SRESTHA	SAROJ GUPTA	B	4940698	2.25
543745	SVS	YELLOWSTONE VENTURES LLP	S	228000	14.09
542765	TRANSPACT	ALPA HIMANSHU DAVE	S	2000	340
542765	TRANSPACT	BHAGWANDAS LACHMANDAS LEKHWANI	B	2000	340
542765	TRANSPACT	BHAGYASHRI ARORA	S	2500	335

542765	TRANSPACT	FORAUMSAVLA	S	2000	340
542765	TRANSPACT	KUNAL VILAS KARNIK	B	8000	339.94
542765	TRANSPACT	MANISH NITIN THAKUR	S	14000	334.11
542765	TRANSPACT	MANISH NITIN THAKUR	B	13500	340.37
542765	TRANSPACT	OPTUME INVESTMENTS	S	7000	340
542765	TRANSPACT	OPTUME INVESTMENTS	B	5500	334.9
542765	TRANSPACT	PUNAM NARENDRA PADIA	S	4000	345
542765	TRANSPACT	RAJNI KANT AWASTHI	B	2000	333.75
542765	TRANSPACT	SIDDHANT MISHRA	B	2000	334
542765	TRANSPACT	VISHAL MAHESH WAGHELA	S	8000	338.93
542765	TRANSPACT	VISHAL MAHESH WAGHELA	B	8000	341.13
532159	TRESCON	SILVERTOSS SHOPPERS PRIVATE LIMITED	S	400000	14.4
539040	TTIL	KAUSHAL HITESHBAI PARIKH	S	348371	25.6
533576	VASWANI	MOHTASARITA	S	192691	56.35
536672	VCU	RAJENDRA PRASAD GUPTA	S	99392	6.32
543545	VEERKRUPA	CHIRAG ARVINDBHAI SHAH	S	1102200	2.19
511726	VIPULLTD	P.P. INDUSTRIES PRIVATE LIMITED	S	653421	38.31
512064	VISVEN	DIMPAL BHAGWATI JAIN	S	14900	104.3
512064	VISVEN	GLASTON MARIO MENEZES	B	13738	104.3
512064	VISVEN	NIKUNJ KAUSHIK SHAH	B	11000	104.3
509026	VJTFEDU	DIVYAM VENTURES LLP	S	121990	99
509026	VJTFEDU	FAITHFUL VANIJYA PRIVATE LIMITED	B	242060	99
509026	VJTFEDU	SAM FINANCIAL SERVICES LLP	S	226550	99.01
544219	VVIPIIL	MULTIPLIER SHARE & STOCK ADVISORS PRIVATE LIMITED	S	237600	214.7
544219	VVIPIIL	MULTIPLIER SHARE & STOCK ADVISORS PRIVATE LIMITED	B	128400	213.56
544219	VVIPIIL	THUNDERSTRIKE QUANT RESEARCH LLP	S	360000	214.7
544219	VVIPIIL	VENKATA NAGARAJU PADALA	B	138000	210.75
544219	VVIPIIL	VIKABH SECURITIES PRIVATE LIMITED	S	174000	214.7
512587	ZODJRDMKJ	KANTA DEVI SAMDARIA	B	34000	81.84
512587	ZODJRDMKJ	VINAY R SOMANI	S	40000	81.84

NSE

Security Code	Security Name	Client Name	Deal	Quantity	Price
AKIKO	Akiko Global Services L	ASHIKA GLOBAL SECURITIES PRIVATE LIMITED	SELL	145600	76.91
APRAMEYA	Aprameya Engineering Ltd	YUGA STOCKS AND COMMODITIES PRIVATE LIMITED .	BUY	100000	79.35
ATAM	Atam Valves Limited	AMIT JAIN	SELL	136161	179.58
ATAM	Atam Valves Limited	EMPOWER TRADEX PRIVATE LIMITED	BUY	100000	180.73
ATAM	Atam Valves Limited	NIRAJ RAJNIKANT SHAH	BUY	100000	176.23
BLUECHIP	Blue Chip India Ltd	MULTIPLIER SHARE & STOCK ADVISORS PRIVATE LIMITED	SELL	400000	6.25
CHETANA	Chetana Education Limited	MANSI SHARE AND STOCK ADVISORS PVT LTD	SELL	321600	96.67
CHETANA	Chetana Education Limited	MULTIPLIER SHARE & STOCK ADVISORS PRIVATE LIMITED	BUY	244800	96.65
DHARMAJ	Dharmaj Crop Guard Ltd	ELARA INDIA OPPORTUNITIES FUND LIMITED	SELL	665000	330.65
DHARMAJ	Dharmaj Crop Guard Ltd	UNICO GLOBAL OPPORTUNITIES FUND LIMITED	BUY	655000	330.63
DTL	Diensten Tech Limited	EAST INDIA UDYOG LTD	BUY	58800	170.53
DUGLOBAL	DUDIGITAL GLOBAL LIMITED	ELARA INDIA OPPORTUNITIES FUND LIMITED	SELL	585000	78.5
DUGLOBAL	DUDIGITAL GLOBAL LIMITED	UNICO GLOBAL OPPORTUNITIES FUND LIMITED	BUY	3405000	78.86
DUGLOBAL	DUDIGITAL GLOBAL LIMITED	VESPERA FUND LIMITED	SELL	2820000	78.94
ESPRIT	Esprit Stones Limited	ROHAN GUPTA	BUY	160000	95.01
ESPRIT	Esprit Stones Limited	YOGESH CHOUADHARY	BUY	256000	97.8
GATECH-RE	GACM Technologies Limited	AHMED MOHAMED HASANFATTA	BUY	2200000	0.07
GATECH-RE	GACM Technologies Limited	BLACK HAWK PROPERTIES PRIVATE LIMITED	SELL	11000000	0.07
GATECH-RE	GACM Technologies Limited	HAFIZA MOHAMED HASANFATTA	BUY	2300000	0.07
GATECH-RE	GACM Technologies Limited	JAFAR MOHAMED HASANFATTA	BUY	1850000	0.07

GATECH-RE	GACM Technologies Limited	NEHA SHARMA	SELL	1871666	0.07
GATECH-RE	GACM Technologies Limited	REHANABANU JAFAR HASANFATTA	BUY	3600000	0.07
GSTL	Globesecure Techno Ltd	R B K SHARE BROKING LTD	BUY	50000	61.75
GRETEX	Gretext Industries Ltd.	JIGNESH AMRUTLAL THOBHANI	BUY	27000	136
GRETEX	Gretext Industries Ltd.	TALENT INVESTMENT COMPANY PRIVATE LIMITED	SELL	27000	136
IITL	Industrial Inv Trust Ltd	SAMYAKTVA CONSTRUCTION LLP	BUY	1000000	210.02
IITL	Industrial Inv Trust Ltd	SYSTEMATIX SHARES AND STOCKS (INDIA) LIMITED	SELL	607243	210.02
KATARIA	Kataria Industries Ltd	MULTIPLIER SHARE & STOCK ADVISORS PRIVATE LIMITED	BUY	150000	219.7
KSHITIJPOL	Kshitij Polyline Limited	BHOLA MOTOR FINANCE PRIVATE LIMITED .	BUY	700000	7.65
KSHITIJPOL	Kshitij Polyline Limited	RDS CORPORATE SERVICES PRIVATE LIMITED	SELL	700000	7.65
MIEL	Manglam Infra & Eng Ltd	BNP PARIBAS FINANCIAL MARKETS	BUY	200000	123.1
MIEL	Manglam Infra & Eng Ltd	CINCO STOCK VISION LLP	SELL	434000	123.1
MIEL	Manglam Infra & Eng Ltd	COPTHALL MAURITIUS INVESTMENT LIMITED	BUY	200000	123.1
MIEL	Manglam Infra & Eng Ltd	OVATA EQUITY STRATEGIES MASTER FUND	BUY	400000	123.1
MIEL	Manglam Infra & Eng Ltd	OVATA EQUITY STRATEGIES MASTER FUND	BUY	400000	123.1
MIEL	Manglam Infra & Eng Ltd	SETU SECURITIES PVT LTD	BUY	286000	111.61
NEPHROCARE	Nephro Care India Limited	NAV CAPITAL VCC - NAV CAPITAL EMERGING STAR FUND	SELL	169600	316.55
NETWEB	Netweb Tech India Ltd	CITIGROUP GLOBAL MARKETS MAURITIUS PRIVATE LIMITED - ODI	BUY	448010	2232.1
NETWEB	Netweb Tech India Ltd	CITIGROUP GLOBAL MARKETS MAURITIUS PRIVATE LIMITED - ODI	BUY	448010	2232.1
NETWEB	Netweb Tech India Ltd	DISCOVERY GLOBAL OPPORTUNITY MAURITIUS LIMITED	BUY	150040	2232.1
NETWEB	Netweb Tech India Ltd	ICICI PRUDENTIAL MUTUAL FUND	BUY	1075230	2232.1
NETWEB	Netweb Tech India Ltd	ICICI PRUDENTIAL MUTUAL FUND	BUY	1075230	2232.1
NETWEB	Netweb Tech India Ltd	INVESCO MUTUAL FUND	BUY	44810	2232.1
NETWEB	Netweb Tech India Ltd	NAVIN LODHA	SELL	410959	2232.1
NETWEB	Netweb Tech India Ltd	NAVIN LODHA	SELL	410959	2232.1
NETWEB	Netweb Tech India Ltd	NIRAJ LODHA	SELL	410959	2232.1
NETWEB	Netweb Tech India Ltd	NIRAJ LODHA	SELL	410959	2232.1
NETWEB	Netweb Tech India Ltd	SANJAY LODHA	SELL	821918	2232.1
NETWEB	Netweb Tech India Ltd	SANJAY LODHA	SELL	821918	2232.1
NETWEB	Netweb Tech India Ltd	SOCIETE GENERALE	BUY	273975	2232.1
NETWEB	Netweb Tech India Ltd	UNION MUTUAL FUND	BUY	62730	2232.1
NETWEB	Netweb Tech India Ltd	VIVEK LODHA	SELL	410959	2232.1
NETWEB	Netweb Tech India Ltd	VIVEK LODHA	SELL	410959	2232.1
SATECH	S A Tech Software India L	PACE COMMODITY BROKERS PRIVATE LIMITED	BUY	180000	117.7
SATECH	S A Tech Software India L	SUDH INVESTMENTS PVT. LTD	BUY	292000	113.79
SABAR	Sabar Flex India Limited	DSN SECURITIES PRIVATE LIMITED	SELL	80000	25.75
SPRL	SP Refractories Limited	NIRBHAY FANCY VASSA	SELL	10400	264.25
TROM	Trom Industries Limited	VIJIT TRADING	BUY	48000	240.85
TROM	Trom Industries Limited	YUGA STOCKS AND COMMODITIES PRIVATE LIMITED .	BUY	49200	240.85
VLINFRA	V.L.Infraprojects Limited	CAMELLIA TRADEX PRIVATE LIMITED	SELL	165000	96.85
VLINFRA	V.L.Infraprojects Limited	F3 ADVISORS PRIVATE LIMITED	BUY	300000	96.85
VLINFRA	V.L.Infraprojects Limited	GROWTH SECURITIES PRIVATE LIMITED	SELL	90000	96.85
VLINFRA	V.L.Infraprojects Limited	MOUNTAIN VENTURES	BUY	102000	96.85

Disclosure:

Research Reports that are published by Nirmal Bang Securities Private Limited (hereinafter referred to as "NBSPL") are for private circulation only. NBSPL is a registered Research Analyst under SEBI (Research Analyst) Regulations, 2014 having Registration no. INH000001766. NBSPL is also a registered Stock Broker with National Stock Exchange of India Limited, BSE Limited, Metropolitan Stock Exchange of India Limited, Multi Commodity Exchange of India Limited and , National Commodity and Derivative Exchange Limited in Capital Market , Equity and Commodities derivatives segments and Currency Derivatives Segment .

NBSPL has other business divisions with independent research teams separated by Chinese walls, and therefore may, at times, have different or contrary views on stocks and markets.

NBSPL or its associates have not been debarred / suspended by SEBI or any other regulatory authority for accessing / dealing in securities Market since last 20 years. NBSPL, its associates or analyst or his relatives do not hold any financial interest (Except Investment) in the subject company. NBSPL or its associates or Analyst do not have any conflict or material conflict of interest at the time of publication of the research report with the subject company. NBSPL or its associates or Analyst or his relatives may or may not hold beneficial ownership of 1% or more in the subject company at the end of the month immediately preceding the date of publication of this research report.

NBSPL or its associates / analyst has not received any compensation / managed or co-managed public offering of securities of the company covered by Analyst during the past twelve months. NBSPL or its associates have not received any compensation or other benefits from the company covered by Analyst or third party in connection with the research report. Analyst has not served as an officer, director or employee of Subject Company. NBSPL / analyst has not been engaged in market making activity of the subject company.

Analyst Certification: The research analysts and authors of these reports, hereby certify that the views expressed in this research report accurately reflects my/our personal views about the subject securities, issuers, products, sectors or industries. It is also certified that no part of the compensation of the analyst(s) was, is, or will be directly or indirectly related to the inclusion of specific recommendations or views in this research. The analyst(s) principally responsible for the preparation of this research report and has taken reasonable care to achieve and maintain independence and objectivity in making any recommendations.

Disclaimer:

The Research Report is for the personal information of the authorized recipient and does not construe to be any investment, legal or taxation advice. NBSPL is not soliciting any action based upon it. Nothing in the research report shall be construed as a solicitation to buy or sell any security or product, or to engage in or refrain from engaging in any such transaction. In preparing the research report, we did not take into account the investment objectives, financial situation and particular needs of the reader.

The research report has been prepared for the general use of the clients of NBSPL and must not be copied, either in whole or in part, or distributed or redistributed to any other person in any form. If you are not the intended recipient you must not use or disclose the information in the research report in any way. Though disseminated to all the customers simultaneously, not all customers may receive the research report at the same time. NBSPL will not treat recipients as customers by virtue of their receiving the research report. The research report is not directed or intended for distribution to or use by any person or entity resident in a state, country or any jurisdiction, where such distribution, publication, availability or use would be contrary to law, regulation or which would subject NBSPL & its group companies to registration or licensing requirements within such jurisdictions.

The report is based on the information obtained from sources believed to be reliable, but we do not make any representation or warranty that it is accurate, complete or up-to-date and it should not be relied upon as such. We accept no obligation to correct or update the information or opinions in it. NBSPL or any of its affiliates or employees shall not be in any way responsible for any loss or damage that may arise to any person from any inadvertent error in the information contained in the research report. NBSPL or any of its affiliates or employees do not provide, at any time, any express or implied warranty of any kind, regarding any matter pertaining to this report, including without limitation the implied warranties of merchantability, fitness for a particular purpose, and non-infringement. The recipients of the research report should rely on their own investigations.

This information is subject to change without any prior notice. NBSPL reserves its absolute discretion and right to make or refrain from making modifications and alterations to this statement from time to time. Nevertheless, NBSPL is committed to providing independent and transparent recommendations to its clients, and would be happy to provide information in response to specific client queries.

Before making an investment decision on the basis of research report, the reader needs to consider, with or without the assistance of an adviser, whether the advice is appropriate in light of their particular investment needs, objectives and financial circumstances. There are risks involved in securities trading. The price of securities can and does fluctuate, and an individual security may even become valueless. International investors are reminded of the additional risks inherent in international investments, such as currency fluctuations and international stock market or economic conditions, which may adversely affect the value of the investment. Opinions expressed are subject to change without any notice. Neither the company nor the director or the employees of NBSPL accept any liability whatsoever for any direct, indirect, consequential or other loss arising from any use of the research report and/or further communication in relation to the research report. Here it may be noted that neither NBSPL, nor its directors, employees, agents or representatives shall be liable for any damages whether direct or indirect, incidental, special or consequential including lost revenue or lost profit that may arise from or in connection with the use of the information contained in the research report.

Copyright of this document vests exclusively with NBSPL.

Our reports are also available on our website

Registration granted by SEBI and certification from NISM in no way guarantee performance of NBSPL or provide any assurance of returns to investors.

Nirmal Bang Research (Division of Nirmal Bang Securities Pvt. Ltd.)

B-2, 301/302, Marathon Innova,
Opp. Peninsula Corporate Park
Off. Ganpatrao Kadam Marg
Lower Parel(W), Mumbai-400013
Board No. : 91 22 6723 8000/8001
Fax. : 022 6723 8010